

Financial highlights

KEIHIN ELECTRIC EXPRESS RAILWAY CO.,LTD. AND CONSOLIDATED SUBSIDIARIES
Years ended March 31

Millions of yen

Thousands of
U.S. dollars (Note 1)

	2002	2003	2004	2005	2006	2006
--	------	------	------	------	------	------

Results for the year:

Revenue from operations	¥315,375	¥313,059	¥312,518	¥316,666	¥311,961	\$2,649,127
Operating income	28,313	28,936	28,834	30,869	33,178	281,750
Income before income taxes and minority interests	12,003	12,722	17,837	18,011	19,457	165,232
Net income	7,044	8,015	10,915	10,925	11,630	98,764

Per share (yen and dollars):

Net income (Note 2)	¥13.94	¥15.47	¥21.31	¥21.02	¥22.39	\$0.190
Cash dividends	5.00	6.00	5.00	5.00	5.00	0.042

Year-end financial position:

Total assets	¥741,704	¥729,674	¥744,655	¥753,391	¥848,127	\$7,202,173
Shareholders' equity	97,520	99,459	119,433	127,298	143,670	1,220,029
Interest-bearing debt	486,495	470,922	449,414	443,079	496,011	4,212,051

Other statistics:

ROE	7.5%	8.1%	10.0%	8.9%	8.6%	
Number railway of passengers annually (million)	415	417	422	424	427	


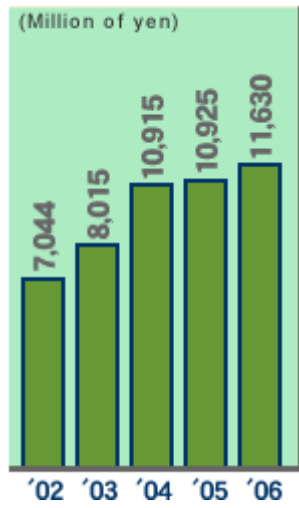

Note:1.U.S.dollar amounts are translated from yen at the rate of ¥117.76=U.S.\$1.00, the exchange rate prevailing as at March 31, 2006

2.Net income per share is computed based upon the weighted average number of common stock outstanding during each year.

Revenue from
operations

Net income

Number of railway
passengers annually



[PAGE TOP](#)